

Format of holding of specified securities

1. Name of Listed Entity: PRATEEK COKE LTD. (CIN:L23109WB1988PLC045142)
2. Scrip Code - Name of Scrip -; Class of Security Equity
3. Share Holding Pattern Filed under : Reg. 31(1)(a)/Reg. 31(1)(b)/Reg. 31(1)(c)
  - a. If under 31 (1)(b) then indicate the report for Quarter ending: 30/06/2020
  - b. If under 31(1)(c) then indicate date of allotment/extinguishment

4. Declaration : The Listed entity is required to submit the following declaration to the extent of submission of information:-

Particulars	Yes*	No*
1 Whether the Listed Entity has issued any partly paid up shares?		No
2 Whether the Listed Entity has issued any Convertible Securities or Warrants?		No
3 Whether the Listed Entity has any shares against which depository receipts are issued?		No
4 Whether the Listed Entity has any shares in Locked-in?		No
5 Whether any shares held by promoters are pledge or otherwise encumbered?		No

\* If the Listed Entity selects the option 'No' for the questions above, the column for the partly paid up shares, Outstanding Convertible Securities/Warrants, depository receipts, locked-in shares, No of shares pledged or otherwise encumbered by promoters, as applicable, shall not be displayed at the time of dissemination on the Stock Exchange website. Also wherever there is 'No' declared by Listed Entity in above table the values will be considered as 'Zero' by default on submission of the format of holding of specified securities.

5. The tabular format for disclosure of holding of specified securities is as follows:-



Table 1 - Summary Statement holding of specified securities as on 30/06/2020

(A)	Category of shareholder (i)	Nos. of shares held (ii)	No. of fully paid up equity shares held (iii)	No. of Partly paid-up equity shares held (iv)	No. of shares underlying Depository Receipts (v)	Total nos. shares held (vi)=(iii)+(iv)+(v)	Shareholding as a % of total no. of shares (calculated as per SCRR, 1957) As a % of (A+B+C2) (vii)	Number of Voting Rights held in each class of securities (X)			No of shares outstanding securities (including Warrants) convertible (X)	Shareholding as a % assuming full conversion of convertible securities (as a percentage of diluted share capital) (X)+(X) As a % of (A+B+C2) (viii)	Number of Locked in shares (xii)		Number of shares pledged or otherwise encumbered (xiii)		Number of equity shares held in dematerialized form (xiv)
								Class eq:x	Class eq:y	Total			As a % of total shares held (b)	As a % of total shares held (b)	As a % of total shares held (b)		
(A)	Promoter & group	13	1916500	0	0	1916500	66.9029	1916500	0	1916500	66.9029	0	0	0.0000	0	0.0000	1916500
(B)	Public	25	948100	0	0	948100	33.0971	948100	0	948100	33.0971	0	0	0.0000	NA	NA	878100
(C)	Non Promoter - Non Public						NA								NA	NA	
(C1)	Shares underlying DRS																
(C2)	Shares held by Employee Trusts																
	Total	38	2864600	0	0	2864600	100.0000	2864600	0	2864600	100.0000	0	0				2794600



PRATEEK COKE LTD  
Table II - Statement Showing shareholding pattern of the Promoter and Promoter Group as on 30/06/2020

Category & Name of the Shareholders (I)	PAN (II)	Nos. of shares held (III)	No. of fully paid up equity shares held (IV)	Partly paid-up equity shares held (V)	Nos. of underlying Depository Receipts (VI)	Total nos. shares held (VII)=(IV)+(V)+(VI)	Shareholding % calculated as per SCRR, 1957) As a % of (A+B+C2) (VIII)	Number of Voting Rights held in each class of securities (IX)			No. of shares convertible (including Warrants) (X)	Shareholding as a % assuming full conversion of convertible securities (as a percentage of diluted share capital) (XI)=(VII)+(X) As a % of (A+B+C2)	Number of Locked in Shares (XII)	As a % of total shares held (b) (XIII)	Number of shares pledged or otherwise encumbered (XIII)	As a % of total shares held (b) (XIV)
								Class X	Class Y	Total						
(a) Individuals/Hindu undivided Family		7	736250	0	0	736250	25.7017	736250	25.7017	0	25.7017	0	0.0000	0	0.0000	736250
SAROJ SARAF	AKFPS0469N	1	202600	0	0	202600	7.0725	202600	7.0725	0	7.0725	0	0.0000	0	0.0000	202600
ARUN KUMAR SARAF	AKUP54980K	1	201900	0	0	201900	7.0481	201900	7.0481	0	7.0481	0	0.0000	0	0.0000	201900
JAMUNADHAR ARUN KUMAR	AAHJL6023P	1	146600	0	0	146600	5.1176	146600	5.1176	0	5.1176	0	0.0000	0	0.0000	146600
GAJENDRA KUMAR PODDAR	AFLP0942G	1	95500	0	0	95500	3.3338	95500	3.3338	0	3.3338	0	0.0000	0	0.0000	95500
NIPUR PODDAR	AJAPS4717M	1	30000	0	0	30000	1.0473	30000	1.0473	0	1.0473	0	0.0000	0	0.0000	30000
NOEL PODDAR	AWVNS7331P	1	30000	0	0	30000	1.0473	30000	1.0473	0	1.0473	0	0.0000	0	0.0000	30000
SONAL KHANDELWAL Central Government/State Government(s)	ASKPS0761L	1	29650	0	0	29650	1.0350	29650	1.0350	0	1.0350	0	0.0000	0	0.0000	29650
(b) Financial Institutions/Banks																
(c) Any Other (Specify)																
Bodies Corporate		6	1180250	0	0	1180250	41.2012	1180250	41.2012	0	41.2012	0	0.0000	0	0.0000	1180250
GENUAN MARKETING PVT LTD	AABCG1373Q	1	417300	0	0	417300	14.5675	417300	14.5675	0	14.5675	0	0.0000	0	0.0000	417300
HEMA EXPORTS PRIVATE LIMITED	AAAGH9437P	1	202350	0	0	202350	7.0638	202350	7.0638	0	7.0638	0	0.0000	0	0.0000	202350
SNOCPPY TRADES PRIVATE LIMITED	AAAGS5303H	1	160600	0	0	160600	5.6064	160600	5.6064	0	5.6064	0	0.0000	0	0.0000	160600
KASTURI VINIMAY PVT LTD	AA8CK4424G	1	150000	0	0	150000	5.2363	150000	5.2363	0	5.2363	0	0.0000	0	0.0000	150000
TIRUPATI COAL INDUSTRIES PRIVATE LIMITED	AA8CT0271A	1	150000	0	0	150000	5.2363	150000	5.2363	0	5.2363	0	0.0000	0	0.0000	150000
IONIC EXPORTS PRIVATE LIMITED	AAAGI7847Q	1	100000	0	0	100000	3.4909	100000	3.4909	0	3.4909	0	0.0000	0	0.0000	100000
Sub Total		13	1916500	0	0	1916500	66.9029	1916500	66.9029	0	66.9029	0	0.0000	0	0.0000	1916500
(2) Foreign Individuals (Non-Resident Individuals/Foreign Individuals)																
(a) Government																
(b) Institutions																
(c) Foreign Portfolio Investor																
(d) Any Other (Specify)																
Sub Total		0	0	0	0	0	0.0000	0	0.0000	0	0.0000	0	0.0000	0	0.0000	0
Total Shareholding of Promoter and Promoter Group (A)=(A1)+(A2)		13	1916500	0	0	1916500	66.9029	1916500	66.9029	0	66.9029	0	0.0000	0	0.0000	1916500





Table III - Statement Showing Shareholding pattern of the Public shareholder as on 30/06/2020

(1)	Category & Name of the Shareholders (i)	PAN (ii)	Nos. of shares held (iii)	No. of fully paid up equity shares held (iv)	Partly paid-up equity shares held (v)	Nos. of shares of Depository Receipts (vi)	Total nos. shares held (vii)=(iv)+(v)+(vi)	Shareholding % as per SCRR, 1957) As a % of (A+B+C2) (viii)	Number of Voting Rights held in each class of securities (ix)			Total as a % of Total Voting rights (x)	No of shares outstanding convertible securities (including Warrants) (xi)	Shareholding as a % conversion of convertible securities (as a percentage of diluted share capital) (xi)=(vii)+(x) As a % of (A+B+C2)	Number of Locked in shares (xii)	As a % of total shares held (b) (a)	Number of shares pledged or otherwise encumbered (xiii)	As a % of total equity shares held in dematerialized form (xiv)	
									Class x	Class y	Total								
(a)	Mutual Funds / UTI																		
(b)	Venture Capital Funds																		
(c)	Alternate Investment Funds																		
(d)	Foreign Venture Capital Investors																		
(e)	Foreign Portfolio Investors																		
(f)	Financial Institutions / Banks																		
(g)	Insurance Companies																		
(h)	Provident Funds / Pension Funds																		
(i)	Any Other (specify)																		
	Sub Total		0	0	0	0	0	0.0000		0	0	0.0000	0	0.0000	0	0.0000	N/A		0
(2)	Central Government / State Government(s) / President of India																		
(3)	Non-institutions																		
(a)	Non-institutions- i. Individual shareholders holding nominal share capital upto Rs.2 lakhs		11	6100	0	0	6100	0.2129		6100	0	0.2129	0	0.2129	0	0.0000	NA		6100



PRATEEK COKE LTD  
Table III - Statement Showing Shareholding pattern of the Public Shareholder as on 30/06/2020

Category & Name of the Shareholders (i)	PAN (ii)	Nos. of shares held (iii)	No. of fully paid up equity shares held (iv)	Partly paid-up equity shares held (v)	Nos. of shares Depository Receipts (vi)	Total nos. shares held (vii)=(iv)+(v)+(vi)	Shareholding % calculate as per SCRR, 1957. As a % of (A+B+C2) (viii)	Number of Voting Rights held in each class of securities (ix)			Total as a % of Total Voting rights (x)	No of underlying convertible securities (including Warrants) (xi)	Shareholding as a % assuming full conversion of convertible securities (as a percentage of diluted share capital) (X)=(vii)+(x)+(xi) As a % of A+B+C2)	Number of Locked in shares (xii)	As a % of total shares held (b) (a)	Number of shares pledged or otherwise encumbered (xiii)	Number of shares held in dematerialized form (xiv)
								Class x	Class y	Total							
ii. Individual shareholders holding nominal share capital in excess of Rs-2 lakhs		6	266700	0	0	266700	9.3102	266700	0	266700	9.3102	0	9.3102	0	0.0000	NA	266700
Sunila Poddar	AFYPP9385C	1	87600	0	0	87600	3.0580	87600	0	87600	3.0580	0	3.0580	0	0.0000	NA	87600
ANKUR Poddar	BGHPP2349R	1	62500	0	0	62500	2.1818	62500	0	62500	2.1818	0	2.1818	0	0.0000	NA	62500
NIRAJLA NAWALGARIA	BIDN9520Q	1	30000	0	0	30000	1.0473	30000	0	30000	1.0473	0	1.0473	0	0.0000	NA	30000
KAILASH KUMAR NAWALGARIA	ABPPN39930L	1	30000	0	0	30000	1.0473	30000	0	30000	1.0473	0	1.0473	0	0.0000	NA	30000
BINOD KUMAR SULTANIA	ALJPS0620C	1	29600	0	0	29600	1.0333	29600	0	29600	1.0333	0	1.0333	0	0.0000	NA	29600
(b) NBFCS registered with RBI																	
(c) Employee Trusts																	
(d) Overseas Depositories (holding DRs) (balancing figure)																	
(e) Any Other (specify)																	
Bodies Corporate		8	675300	0	0	675300	23.5740	675300	0	675300	23.5740	0	23.5740	0	0.0000	NA	605300
EASTERN MINERALS AND ALLOYS LIMITED	AAAACE7614H	1	139600	0	0	139600	4.8733	139600	0	139600	4.8733	0	4.8733	0	0.0000	NA	139600
FOURKELA PIGMENTS & CHEMICALS PVT LTD.	AAABCR5376A	1	132900	0	0	132900	4.6394	132900	0	132900	4.6394	0	4.6394	0	0.0000	NA	132900
BORGAN TEA CO PVT LTD	AAABCB2984N	1	114800	0	0	114800	4.0075	114800	0	114800	4.0075	0	4.0075	0	0.0000	NA	114800
TRINAJUDRA CREDIT LTD	AAABCT02828	1	100000	0	0	100000	3.4909	100000	0	100000	3.4909	0	3.4909	0	0.0000	NA	100000
ROSY TOWERS PRIVATE LIMITED	AAACPR6037M	1	78000	0	0	78000	2.7229	78000	0	78000	2.7229	0	2.7229	0	0.0000	NA	78000
VATSALYA DEALERS PVT LTD	AAAACV9894J	1	70000	0	0	70000	2.4436	70000	0	70000	2.4436	0	2.4436	0	0.0000	NA	0
PRECIOUS MERCHANTS PVT LTD	AAABCR9949F	1	33300	0	0	33300	1.1625	33300	0	33300	1.1625	0	1.1625	0	0.0000	NA	33300
Sub Total		25	948100	0	0	948100	33.0971	948100	0	948100	33.0971	0	33.0971	0	0.0000	NA	878100
Total Public Shareholding (B)=(B)(1)+(B)(2)+(B)(3)		25	948100	0	0	948100	33.0971	948100	0	948100	33.0971	0	33.0971	0	0.0000	NA	878100



Table IV - Statement Showing shareholding pattern of the Non Promoter - Non Public shareholder as on 30/06/2020

(1)	Category & Name of the Shareholders (i)	PAN (ii)	No of shareholders (iii)	No. of fully paid up equity shares held (iv)	Partly paid-up equity shares held (v)	Nos. of shares underlying Depository Receipts (vi)	Total nos. shares held (vii)=(iv) + (v)+(vi)	Shareholding % calculated as per SCRR, 1957) As a % of (A+B+C2) (viii)	Number of Voting Rights held in each class of securities (ix)			Total Shareholding as a % assuming full conversion of convertible securities (as a percentage of diluted share capital) (xi)=(vii)+(x)	Number of Looked in shares (xii)	Number of pledged or otherwise encumbered (xiii)	Number of equity shares held in dematerialized form (xiv)		
									Class x	Class y	Total						
(1)	Custodian / DR Holder																
(2)	Employee Benefit Trust (under SEBI (Share based Employee Benefit) Regulations, 2014)																
	Total Non Promoter - Non Public Shareholding (C)=(C1)+(C2)		0	0	0	0	0	0.0000	0	0	0	0.0000	0	0.0000	NA	NA	0




PRATEEK COKE LTD.

Annexure

Table V - Statement showing details of significant beneficial owners as on 30/06/2020

		Details of the (SBO) (i)			Details of the registered owner (ii)			Details of holding / exercise of right of the SBO in the reporting company, whether direct or indirect: Whether by virtue of: (iii)			Date of creation / acquisition of significant beneficial interest (iv)
Sr No	Name	PAN / Passport No. in case of a foreign national	Nationality	Name	PAN / Passport No. in case of a foreign national	Nationality	Shares (%)	Voting rights (%)	Rights on distributable dividend or any other distribution (%)	Exercise of control	Exercise of significant influence
1				GUNJAN MARKETING PVT LTD	AABCG1373Q	INDIAN	417300	14.5675			
	Total						417300	14.5675			



PRATEEK COKE LTD.												
List of shareholders (other than Res Ind) as on 30/06/2020												
Sl No	Folio/Client Id	Dp Id	PAN	Name	Shares	%	Physical	Demat	Category	Type	Sub Type	
1	1203790000098935	37900	AKUP54980K	ARUN KUMAR SARAF	201900	7.0481	0	201900	Promoter - Individuals/HUF	21	3	
2	1203790000172721	37900	AFLPP0942G	GAJENDRA KUMAR PODDAR	75500	2.6356	0	75500	Promoter - Individuals/HUF	21	3	
3	10124971	IN300327	AFLPP0942G	GAJENDRA KUMAR PODDAR	20000	0.6982	0	20000	Promoter - Individuals/HUF	1	1	
4	10064317	IN301799	AABHJ6023P	JAMUNADHAR ARUN KUMAR	96600	3.3722	0	96600	Promoter - Individuals/HUF	16	1	
5	1203790000156129	37900	AABHJ6023P	JAMUNADHAR ARUN KUMAR	50000	1.7454	0	50000	Promoter - Individuals/HUF	21	4	
6	1203790000098779	37900	AVVP57331P	NOEL .PODDAR	30000	1.0473	0	30000	Promoter - Individuals/HUF	21	3	
7	1203790000099531	37900	ALAPS4717M	NUPUR .PODDAR	30000	1.0473	0	30000	Promoter - Individuals/HUF	21	3	
8	1203790000085909	37900	AKFPS0469N	SAROU .SARAF	202600	7.0725	0	202600	Promoter - Individuals/HUF	21	3	
9	1203790000099432	37900	ASKPS0761L	SONAL .KHANDELWAL	29650	1.0350	0	29650	Promoter - Individuals/HUF	21	3	
				TOTAL	736250	25.7017	0	736250	Promoter - Individuals/HUF			
1	1203790000100662	37900	AABCG1373Q	GUNJAN MARKETING PVT LTD	417300	14.5675	0	417300	Promoter - Bodies Corporate	25	12	
2	1203790000157181	37900	AAACH8437P	HEMA EXPORTS PRIVATE LIMITED	202350	7.0638	0	202350	Promoter - Bodies Corporate	25	12	
3	1203790000165171	37900	AAACI7847Q	IONIC EXPORTS PRIVATE LIMITED	100000	3.4909	0	100000	Promoter - Bodies Corporate	25	12	
4	1203790000172337	37900	AABCK4424G	KASTURI VINIMAY PVT LTD	150000	5.2363	0	150000	Promoter - Bodies Corporate	25	12	
5	1203790000172297	37900	AAGCS5309H	SNOPPY TRADES PRIVATE LIMITED	160600	5.6064	0	160600	Promoter - Bodies Corporate	25	12	
6	1203790000173647	37900	AABCT0271A	TIRUPATI COAL INDUSTRIES PRIVATE LIMITED	150000	5.2363	0	150000	Promoter - Bodies Corporate	25	12	
				TOTAL	1180250	41.2012	0	1180250	Promoter - Bodies Corporate			
1	1203790000181641	37900	AABCB29884N	BORGAN TEA CO PVT LTD	114800	4.0075	0	114800	Bodies Corporate	25	12	
2	1203790000165205	37900	AAACE7614H	EASTERN MINERALS AND ALLOYS LIMITED	139600	4.8733	0	139600	Bodies Corporate	25	12	
3	10067167	IN300693	AAACN8419M	N T MARKETING PVT LTD	6700	0.2339	0	6700	Bodies Corporate	5	1	
4	1203790000157589	37900	AABCP9949F	PRECIOUS MERCHANTS PVT LTD	33300	1.1625	0	33300	Bodies Corporate	25	12	
5	1203790000172394	37900	AAACR5376A	ROSY TOWERS PRIVATE LIMITED	78000	2.7229	0	78000	Bodies Corporate	25	12	
6	10083606	IN300327	AABCR5376A	ROURKELA PIGMENTS & CHEMICALS PVT LTD.	132900	4.6394	0	132900	Bodies Corporate	5	1	
7	11185690	IN302324	AABCT0282B	TRIMUDRA CREDIT LTD	100000	3.4909	0	100000	Bodies Corporate	5	1	
8	V00030		AAACV9894J	VATSALYA DEALERS PVT LTD	70000	2.4436	0	70000	Bodies Corporate	-	-	
				TOTAL	675300	23.5740	70000	605300	Bodies Corporate			

